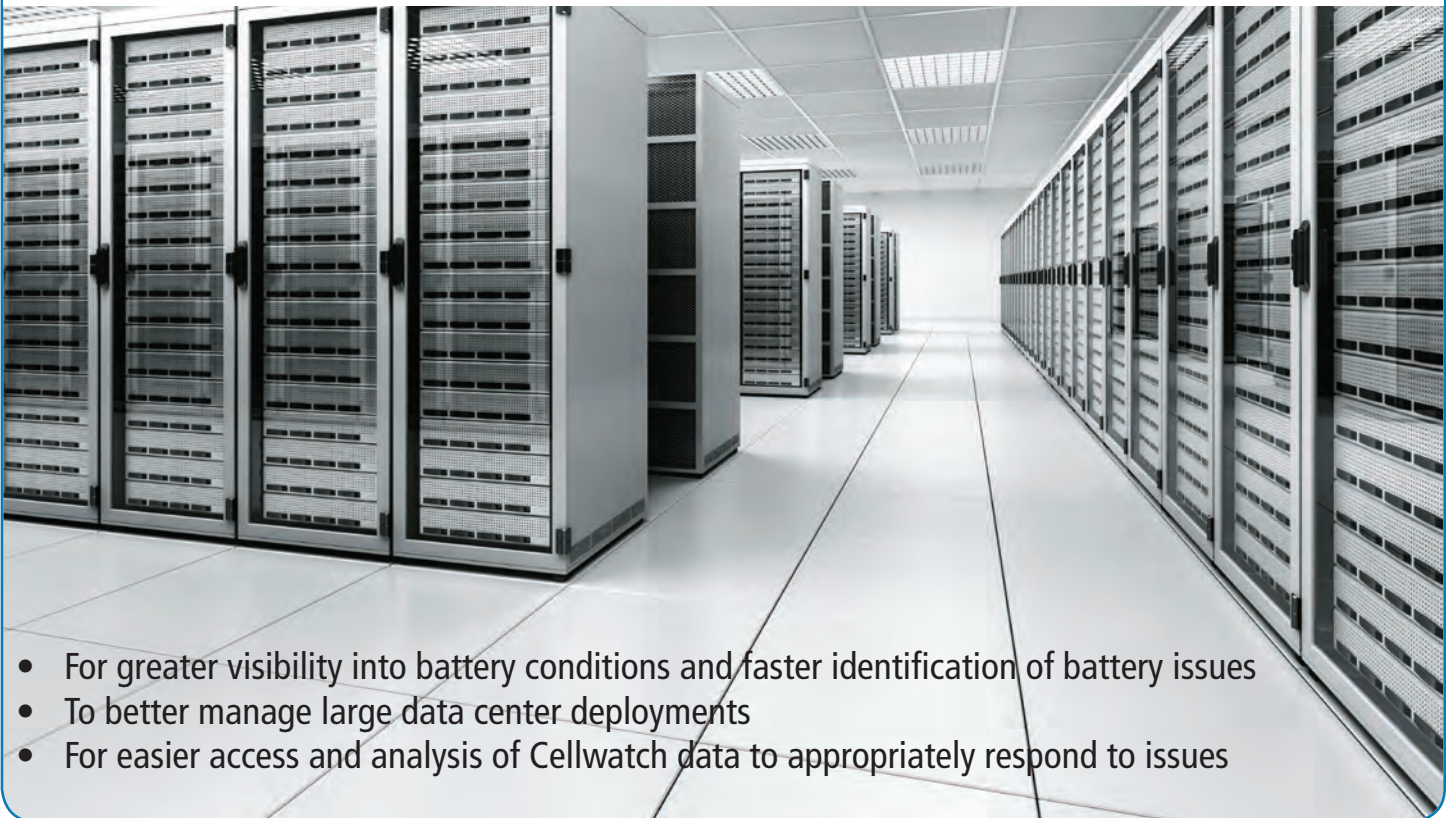




Why upgrade to **Cellwatch 4.0**?



- For greater visibility into battery conditions and faster identification of battery issues
- To better manage large data center deployments
- For easier access and analysis of Cellwatch data to appropriately respond to issues

Cellwatch 4.0

Cellwatch 4.0 introduces an advanced user interface, improved analytics and new controls to reduce administrator time.

USER INTERFACE ENHANCEMENTS

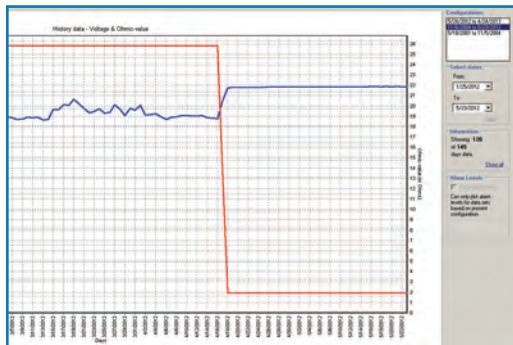
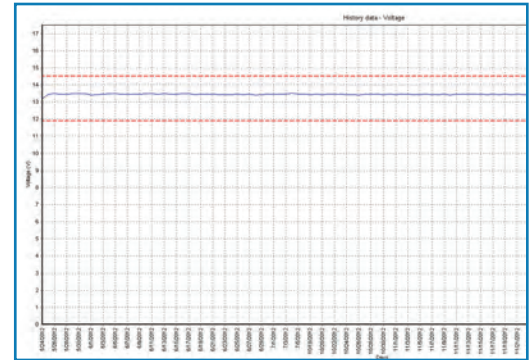
Simpler and easier to navigate screen views provide advanced real-time battery status.

New alert window on the main screen makes current battery and system status highly visible - from stopped scanning warnings to critical alerts.

The active tab is now more visible with bold text, making it easier to identify the active battery and string at a glance.

An alarm indicator is now available for each string allowing you to more quickly identify strings in alarm. The string and battery indicators turn red if any cell or probe is outside of alarm limits.

With an expanded string length display, administrators of large systems can immediately see the battery status for large string configurations.



EXPANDED DATA GRAPHING CAPABILITIES

Cellwatch 4.0 includes many new graphing features to make it easier to use your battery data and save you time.

Multi-year history graphing delivers easy access to the complete history of battery measurements in a single view.

Dual axis plotting allows you to simultaneously display two graphs for selected cells making it easier to determine battery health or identify the root cause of failures.

Alarm levels display on the history graph so you can compare the parameter measurement to the alarms levels. This new feature helps you easily visualize how the cell is performing over time compared to its alarms levels.

INSTANT OHMIC SCANNING PER STRING

Cellwatch 4.0 saves you time by allowing you to perform a per string ohmic scan at anytime. You don't have to wait for the entire battery scan to get a quick look at the health of a string.

CONSTANT VOLTAGE SCANNING

In addition to hourly and 6 hourly scans, Cellwatch 4.0 now offers the option of performing continuous voltage scanning. This feature provides more immediate battery voltage performance visibility.

AUTOMATICALLY SET OHMIC ALARMS PER CELL

A major advancement for setting ohmic value alarms has been added for Cellwatch 4.0. The new Auto Set Ohmic Alarms function will automatically calculate and set ohmic alarm levels from a single jar to thousands of jars in less than a minute. This feature can be used on new systems or new strings added to an existing system. Auto Set Ohmic Alarms eliminates human error, manual calculations, saves a significant amount of time for installers, and ensures end users have the right alarm settings to accurately monitor their batteries.

SIMPLIFIED DATA MANAGEMENT

The new Data Manager application with Cellwatch 4.0 simplifies alarm data management by capturing all battery alarms and provides the administrator control to quickly access and analyze alarm data. The tool provides controls to filter by type, date, and the status of whether it's active/inactive or acknowledged/unacknowledged. Active alarms are shown in red until they end. Data Manager has access to all alarms as they are generated, and can export data as a .csv file to create a report.

Take full advantage of the new features and simplify your battery management even more. Contact your reseller to upgrade to Cellwatch 4.0 today.

cellwatch.com/cw4

Type	Battery	String	Cell / Probe	Value	Alarm	Status	Ended
43:46	HT	UPS 2	2	TP: 1	25.94 °C	✓	Ended
06:02	HT	UPS 3	1	TP: 5	30.01 °C	✓	Ended
02:01	HT	UPS 3	4	TP: 1	29.99 °C	✓	Ended
08:11	HT	UPS 2	3	TP: 6	27.24 °C	✓	Ended
05:53	HT	UPS 1	19	TP: 7	26.57 °C	✓	Ended
02:30	HT	UPS 1	9	TP: 5	29.99 °C	✓	Closed By system
07:41	HT	UPS 3	2	TP: 14	33.55 °C	✓	Ended
06:52	HT	UPS 1	3	TP: 1	24.99 °C	✓	Ended
02:22	HV	UPS 1	1	Cell: 26	15.57 V	✓	Ended
02:11	HC	UPS 2	5	CT: 4	-17.89 A	✓	Ended
02:42	HC	UPS 1	4	CT: 8	-18.35 A	✓	Ended
02:25	HC	UPS 3	3	CT: 10	-18.68 A	✓	Ended
06:37	HC	UPS 2	7	CT: 4	-18.40 A	✓	Ended
02:11	HC	UPS 2	8	CT: 12	-18.85 A	✓	Ended
08:23	HV	UPS 2	3	Cell: 36	12.95 V	✓	Ended
05:48	HV	UPS 2	3	Cell: 69	13.23 V	✓	Ended
06:25	HV	UPS 2	4	Cell: 34	13.19 V	✓	Ended
08:47	LV	UPS 2	1	Cell: 1	2.20 V	✓	Closed By system
08:47	LV	UPS 2	1	Cell: 2	2.20 V	✓	Closed By system
08:47	LV	UPS 2	1	Cell: 3	2.20 V	✓	Closed By system
08:47	LV	UPS 2	1	Cell: 4	2.20 V	✓	Closed By system
08:47	LV	UPS 2	1	Cell: 5	2.20 V	✓	Closed By system
08:47	LV	UPS 2	1	Cell: 6	2.20 V	✓	Closed By system
08:47	LV	UPS 2	1	Cell: 7	2.20 V	✓	Closed By system